











# case solutions

<p>1</p>  <p>Art. No.: 4000018</p>	 <p>1 x dot2 wing*</p>		<p>size 340 x 600 x 250 mm / 13.4 x 23.6 x 9.8 inch</p> <p>weight 8 kg / 18 lbs</p>
<p>2</p>  <p>Art. No.: 4000016</p>	 <p>1 x dot2 core</p>	 <p>2 x dot2 wings*</p>	<p>size 625 x 600 x 250 mm / 24.6 x 23.6 x 9.8 inch</p> <p>weight 12 kg / 27 lbs</p>
<p>3</p>  <p>Art. No.: 4000017</p>	 <p>1x dot2 XL-F**</p>	 <p>1x dot2 core + 1 x dot2 wing*</p>	 <p>3x dot2 wings*</p> <p>size 890 x 600 x 250 mm / 35 x 23.6 x 9.8 inch</p> <p>weight 16 kg / 35 lbs</p>

\* dot2 F-wing / dot2 B-wing    \*\* dot2 XL-F / dot2 XL-B

